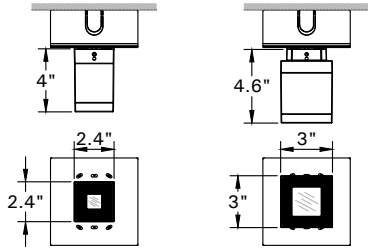


# INSTALLATION AND SERVICE MANUAL

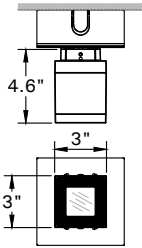


For Installation of Lador 9-12, 32-35 Ceiling Downlight + (Surface Conduit Box Trim) LED and RGBW.  
Model. ULD-80001-SCBT, ULD-80011-SCBT, ULD-80021-SCBT, ULD-80031-SCBT, ULD-80041-SCBT,  
ULD-80051-SCBT, ULD-80061-SCBT, ULD-80071-SCBT

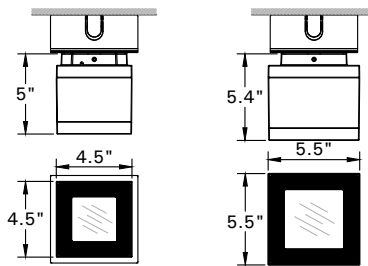
## PRODUCT DRAWING (DIMENSIONS) SUITABLE FOR WET LOCATIONS



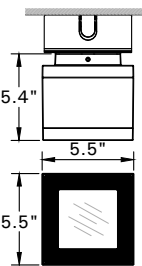
ULD-80001-SCBT & ULD-80041-SCBT



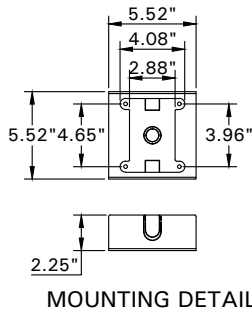
ULD-80011-SCBT & ULD-80051-SCBT



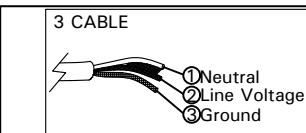
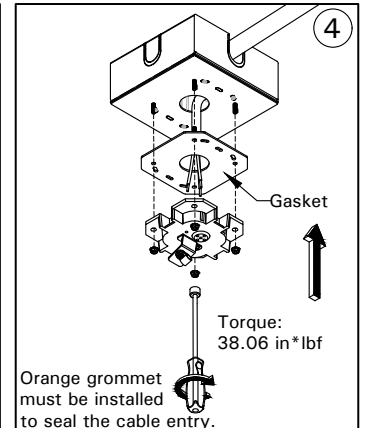
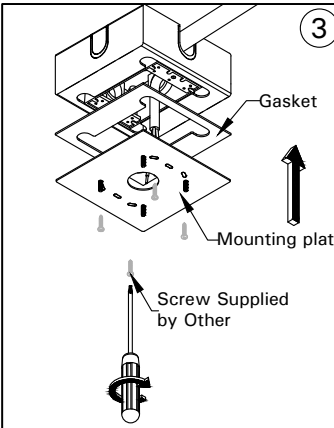
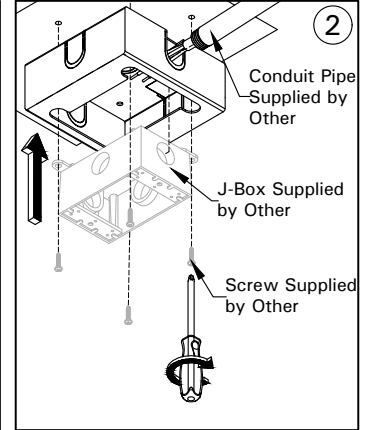
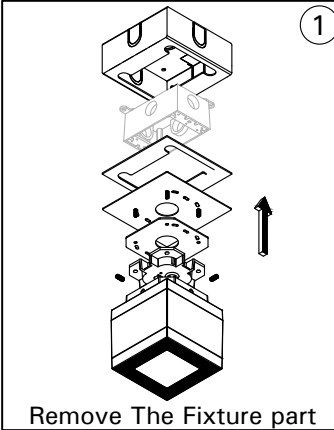
ULD-80021-SCBT & ULD-80061-SCBT



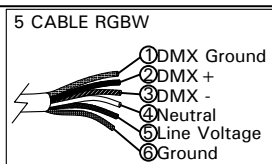
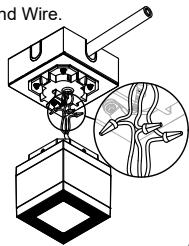
ULD-80031-SCBT & ULD-80071-SCBT



MOUNTING DETAIL



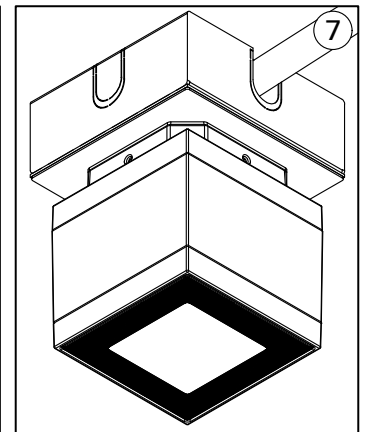
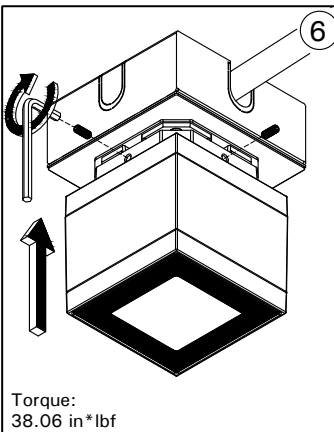
Connect Power and Ground Wire.



Connect Power and Ground Wire.



**WARNING**  
Switch off mains power supply before joining the connectors



## Notice to installer :

**WIRING INSTRUCTIONS** Warning : RISK OF FIRE AND ELECTRICAL SHOCK. : FIXTURE MUST BE INSTALLED BY A QUALIFIED ELECTRICIAN ONLY>FIXTURE IS INTENDED FOR INSTALLATION IN ACCORDANCE WITH THE NATIONAL ELECTRICAL CODE, LOCAL AND FEDERAL CODE SPECIFICATIONS. DISCONNECT POWER BEFORE SERVICING.

**Ligman North America**

7144 NE Progress Ct.  
Hillsboro, OR 97124 USA  
Tel No : +1 503 645 0500